

CLASSIC Cool TT-5'500 E



Temperature range +10°C up to +40°C


Cooling capacity **5 kW** nominal

Heating capacity **5 kW**

Pump capacity 55 l/min; max. 4.0 bar

Refrigerating agent R-134a

Ambient temperature up to +45°C



Functions

- Self-optimizing temperature controller with temperature display 1/10 °C – steps
- Display in °C or °F and l/min or gal/min
- Digital flow display and monitoring
- Integrated heating
- Automatic or manual refill
- Leakstopper device – operation in pressure and vacuum mode possible

Working principle

- The cooling compressor cools the content of the water tank to the required temperature
- The resultant heat leaves the unit through the cover and the side panels

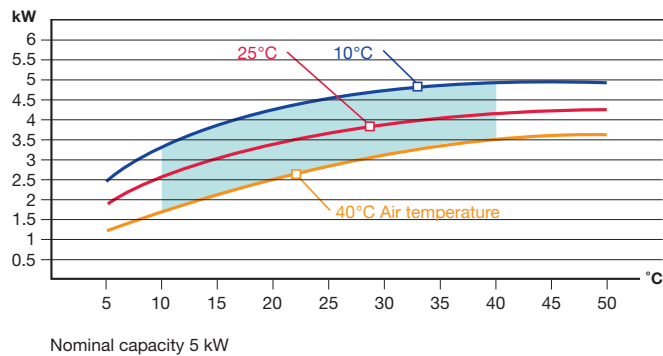
Construction

- Submersible sealless pump made from bronze
- Long life expectancy due to the electronic control of the compressors operating time
- All parts in contact with water are made of stainless steel or bronze
- Unit on castors

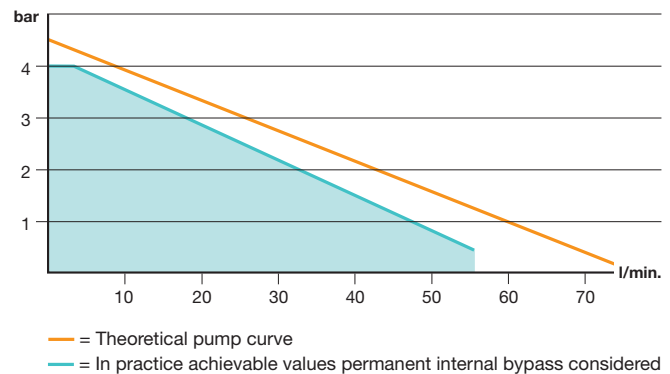
Safety features

- Automatic level control with prewarning at low water level
- Electronic temperature limitation and monitoring in the controller
- Mechanical safety thermostats
- Visual and acoustic fault indications
- Integrated circuit breakers
- Main switch, transformer and motor protection switch

Cooling capacity



Pump capacity



Technical Data

Product attribute	Unit	TT-5'500 E
Temperature control		Self-optimizing, electronic microprocessor controller MP-888 with digital display of the set and actual value. Automatic temperature monitoring.
Flow control		Electronically, with digital display and automatic control of the minimum flow.
Cooling capacity (Nominal capacity)	kW	5 kW - see diagram
Temperature range		
Circulating water	°C	+10°C up to +40°C
Air temperature	°C	+2°C up to +45°C
Heating	kW	5 kW, manual switchable
Content water tank	l	Approx. 25 l
Refrigerating agent		R-134a
Pump capacity		Max. 4,5 bar / max. 75 l/min - see pump diagram, Vaccum max. 8 mH ₂ O
Compressor		Hermetically sealed
Condenser		Air cooled, air inlet located on the rear, blow out located on the side/top
Air volume		1'700 m ³ /h
Power consumption	kW	Approx. 6 kW (heating mode approx. 6 kW, cooling mode approx. 4 kW)
Connections		
To/from mould		¾" BSP female thread
Automatic water refill		¾" BSP female thread
Dimensions (L×W×H)	mm	950x365x740 mm, incl. castors
Noise level (in 3 m distance)	dBA	66 dBA
Weight	Kg	115 kg empty
Colour		Silvergray RAL 7001, optional: stainless steel housing, not varnished